



2022-2023 MEMBERSHIP REPORT





Table of Contents

Management Discussion and Analysis of 2022-23 Membership Results	Page 1
Chapter/Membership Total by State	Page 4
2022 – 23 Chapter/Membership Type by State	Page 5
2021 – 22 Chapter/Membership Type by State	Page 6
Membership Map	Page 7
State Ranking by Membership	Page 8



MANAGEMENT DISCUSSION AND ANALYSIS (MD&A) OF 2023 MEMBERSHIP RESULTS

BACKGROUND

Family, Career and Community Leaders of America, Inc. (FCCLA) was founded in 1945 as the Future Homemakers of America (FHA) with the purpose to stimulate and promote the best interests of pupils of homemaking education, through programs involving matters of personal growth, family life, vocational preparation, and community involvement. In 1999, FHA was renamed to become Family, Career and Community Leaders of America, Inc. (FCCLA) with a renewed focus to prepare today's youth for careers through Family and Consumer Sciences education. FCCLA is governed by volunteer leadership elected by related organizations and groups, ex officio, youth members, and other business and industry leaders elected by the Board of Directors. In conjunction with National Staff and the National Executive Council (NEC), a strategic plan is created to guide the organization. FCCLA is operating in year one of a three-year strategic plan that will take FCCLA through fiscal year 2025.


In response to challenges brought on by the COVID-19 pandemic, in September 2020, the Board approved two temporary membership packages. For the 2021-22 and 2022-23 affiliation years, the Board approved continuing the two temporary membership packages, with a few changes. The Up to 20 Leadership Development package was changed to the Up to 25 Chapter Package, and the FCS Unlimited Development Package was rebranded as the Unlimited Membership Package. Both packages included chapter benefits, such as one (1) Adviser Academy registration, one (1) National Program (electronic version), and one (1) Lifetime Alumni & Associates membership.

In July 2018, the Board approved a pilot program for 100% Middle-Level Affiliation, for the affiliation year commencing August 1, 2018. The purpose of this pilot program is to introduce and engage students during middle school and encourage them to continue their journey with FCCLA throughout their high school careers. Under this program, a chapter defined as Middle-Level (a chapter whose membership is composed of ninth grade or lower) can affiliate its entire class for a flat chapter rate rather than an individual membership rate. States can opt into this program, and chapters within that state can affiliate under this program or continue to affiliate under the regular individual rate.

In 1993, as part of the strategic plan, FCCLA undertook an initiative to increase membership in urban communities throughout the United States. This pilot program has changed over the years. Urban affiliation currently allows a local education agency (LEA) with a city within its jurisdiction with a core population of 100,000 or more, to enroll all of their students, who are currently or previously enrolled in a Family and Consumer Sciences (FCS) education class, for a flat rate.

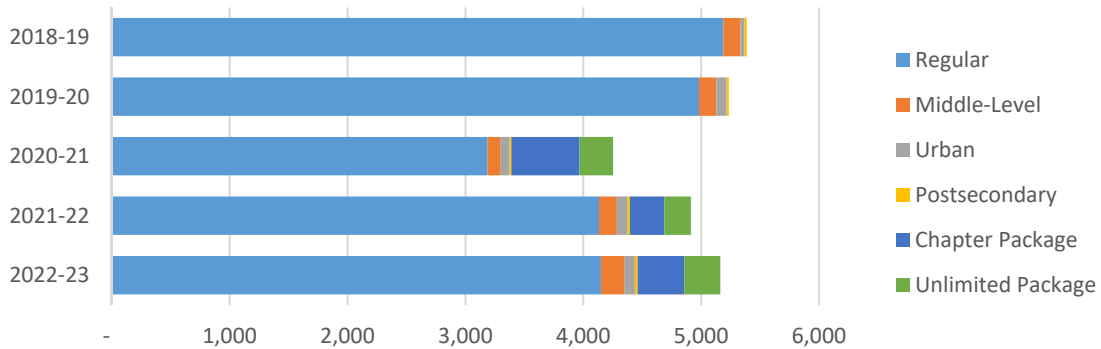
For the year ended May 31, 2023, FCCLA had 236,529 members in 5,163 chapters across 45 states, American Samoa, and Puerto Rico.

For the third straight year, FCCLA saw an increase in affiliated chapters. 2022-23 total chapters represent 99% of the Pre-COVID-19 level.



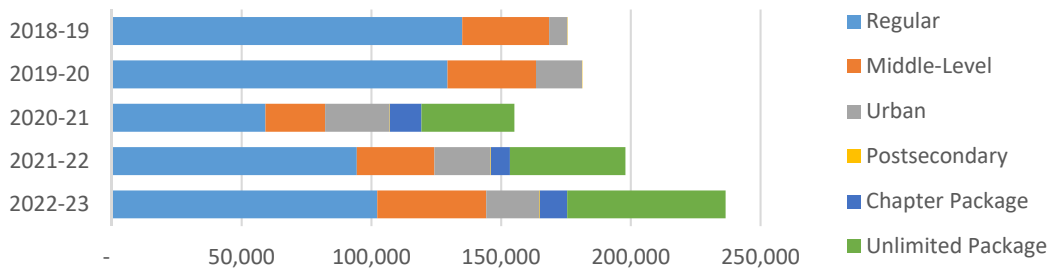
In 2023, FCCLA saw 195 more chapters participating in one of the two temporary membership packages compared to the 2022 affiliation year, making up 14% of total chapters. The temporary membership packages make up the second and third most popular chapter membership types, after regular, which consists of 4,150 chapters, or 80% of total chapters.

Chapters - By Chapter Membership Type




In 2023, FCCLA saw an increase in membership of 38,647 members. This increase was driven by an increase in the two fixed-rate chapter membership types; Unlimited Membership Package and 100% Middle-Level Affiliation. These two fixed-rate chapter membership types increased by 16,589 and 12,085 members, respectively. Chapters that were affiliated under the Unlimited Membership Package during the 2023 affiliation year saw an average increase of 150 members per chapter as compared to 2019-20.

Membership - By Chapter Membership Type



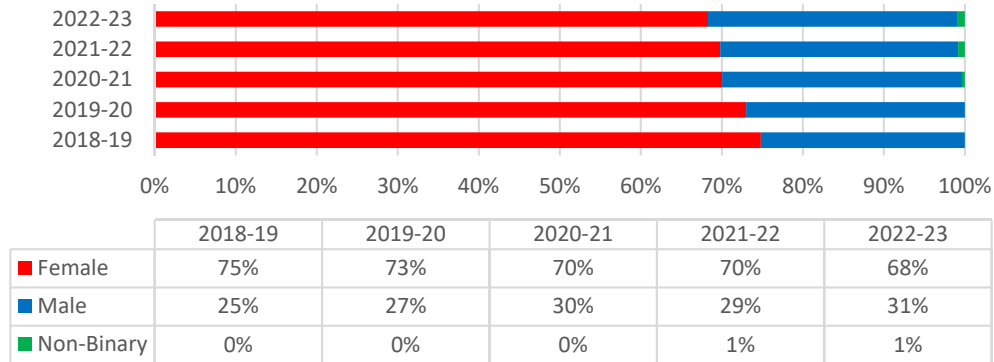
Chapters that affiliated under the Regular Chapter membership type, on average, increased membership by 2 members per chapter. Members affiliating under the Regular Chapter Membership Type make up 43% of the total membership, down 5% compared to the prior year.

For the affiliation year ending May 31, 2023, FCCLA also saw an increase in membership retention of 81,056 members, representing 51% retention of eligible members. Eligible members include non-12th graders and post-secondary members affiliated in the 2021-22 membership year. This retention increase was supported by 29,227 members classified under the Regular chapter membership type (31%), followed by 25,499 under the Unlimited Membership Package (57%), 12,124 under the Pilot 100% Middle-Level Program (41%), and 10,703 under Urban Affiliation (50%). FCCLA also saw 1,188 members return to FCCLA after not affiliating in the 2021-22 affiliation year.



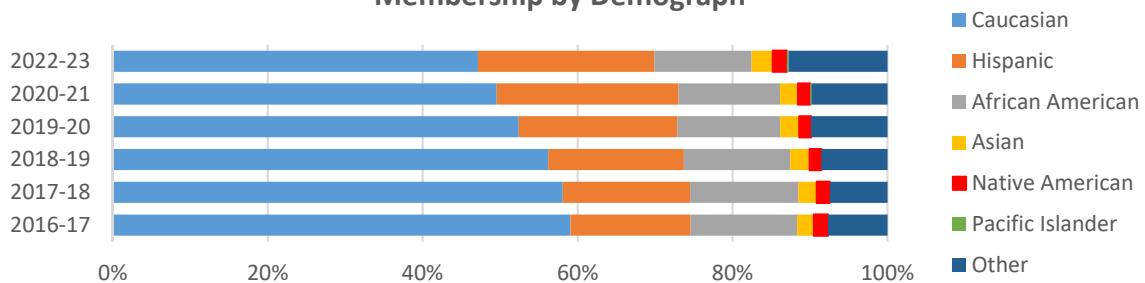
FCCLA saw the male population grow to 72,933 members, an increase of 14,822 members compared to the prior year. The male population represents 31% of the overall membership population. Additionally, during the 2021-22 affiliation year, FCCLA began tracking non-binary members. FCCLA saw the non-binary population grow to 2,055 members, representing 0.87% of the overall membership population. This is an increase of 395 members when compared to the 2021-22 affiliation year.

Gender Allocation by Year



The affiliation year ending May 31, 2023, FCCLA continued to see increased diversity among members. For the fifth year in a row, FCCLA saw a decrease in Caucasian membership to 47.13%. This represents the third time since FCCLA reported on demographics that Caucasian membership made up less than 50% of the total membership. Hispanic membership remained around 23%, followed by African American (12.57%), Asian (2.72%), Native American (1.81%), Pacific Islander (.23%), and Other (10.77%). FCCLA continues to work towards creating an inclusive environment that welcomes and values all youth.

Membership by Demograph



CONCLUSION

FCCLA had a strong year, with membership reaching a nine-year high, while gaining 250 chapters compared to 2021-2022. FCCLA still trails pre-pandemic chapter levels and the ten-year high by 71 and 296 chapters, respectively. Due to the continued success of the two membership packages, FCCLA will have the membership vote at the 2023 National Leadership Conference on making the four (4) membership options permanent. FCCLA envisions continuing to build on the success of membership and looks forward to introducing more youth into the world of Family and Consumer Sciences.

FAMILY, CAREER AND COMMUNITY LEADERS OF AMERICA, INC.

Chapter/Membership Total by State

Membership Period Ending May 31,

STATE	2023		2022		CHANGE IN MEMBERS	
	CHAPTERS	MEMBERS	CHAPTERS	MEMBERS	#	%
Alabama	286	11,188	276	10,032	1,156	12%
Alaska	-	-	1	28	(28)	-100%
American Samoa	1	12	-	-	12	
Arizona	187	4,309	175	3,652	657	18%
Arkansas	264	6,798	266	6,074	724	12%
California	97	15,641	107	13,362	2,279	17%
Colorado	100	1,943	92	1,823	120	7%
Connecticut	15	242	11	163	79	48%
Delaware	8	143	11	161	(18)	-11%
District of Columbia	-	-	1	31	(31)	100%
Florida	89	15,731	89	16,670	(939)	-6%
Georgia	272	30,348	272	25,994	4,354	17%
Hawaii	15	222	12	153	69	45%
Idaho	70	1,134	69	1,092	42	4%
Illinois	113	2,186	94	1,605	581	36%
Indiana	75	6,339	75	4,826	1,513	31%
Iowa	107	3,698	89	2,177	1,521	70%
Kansas	185	3,638	187	3,748	(110)	-3%
Kentucky	156	10,313	141	6,804	3,509	52%
Louisiana	15	376	12	320	56	18%
Maryland	-	-	1	12	(12)	100%
Michigan	20	819	17	464	355	77%
Minnesota	52	2,349	54	2,973	(624)	-21%
Mississippi	72	1,640	59	1,159	481	42%
Missouri	294	8,930	293	7,563	1,367	18%
Montana	64	1,062	59	916	146	16%
Nebraska	100	2,845	98	2,741	104	4%
Nevada	24	1,330	21	725	605	83%
New Hampshire	2	21	4	31	(10)	-32%
New Jersey	59	4,314	51	3,291	1,023	31%
New Mexico	31	4,125	24	3,038	1,087	36%
New York	26	1,536	18	697	839	120%
North Carolina	98	5,699	77	4,359	1,340	31%
North Dakota	75	1,735	72	1,560	175	11%
Ohio	274	10,253	290	8,573	1,680	20%
Oklahoma	358	17,306	360	14,733	2,573	17%
Oregon	10	244	11	204	40	20%
Pennsylvania	55	1,153	55	1,039	114	11%
Puerto Rico	113	3,802	57	1,755	2,047	117%
Rhode Island	1	14	-	-	14	
South Carolina	26	559	24	435	124	29%
South Dakota	62	1,719	63	1,740	(21)	-1%
Tennessee	109	2,967	92	2,510	457	18%
Texas	528	24,238	524	20,592	3,646	18%
Utah	131	2,470	132	2,574	(104)	-4%
Virgin Islands	-	-	1	11	(11)	100%
Virginia	269	10,978	227	7,118	3,860	54%
Washington	120	7,826	115	6,192	1,634	26%
West Virginia	4	48	6	123	(75)	-61%
Wisconsin	104	1,836	97	1,613	223	14%
Wyoming	27	450	31	426	24	6%
Totals	5,163	236,529	4,913	197,882	38,647	20%

FAMILY, CAREER AND COMMUNITY LEADERS OF AMERICA, INC.
Chapter Membership Type by State
Membership Period Ending May 31, 2023

STATE	Regular		Up to 25		Unlimited		Pilot 100% Middle Level		Urban		Post Secondary	
	Chapters	Members	Chapters	Members	Chapters	Members	Chapters	Members	Chapters	Members	Chapters	Members
Alabama	231	5,632	23	652	21	3,955	10	948	-	-	1	1
Alaska	-	-	-	-	-	-	-	-	-	-	-	-
American Samoa	1	12	-	-	-	-	-	-	-	-	-	-
Arizona	233	5,635	12	302	3	198	15	654	-	-	1	9
Arkansas	186	4,307	-	-	-	-	-	-	-	-	1	2
California	27	553	10	232	48	13,024	7	1,114	5	718	-	-
Colorado	98	1,889	-	-	-	-	2	54	-	-	-	-
Connecticut	12	199	3	43	-	-	-	-	-	-	-	-
District of Columbia	-	-	-	-	-	-	-	-	-	-	-	-
Delaware	2	48	1	19	-	-	5	76	-	-	-	-
Florida	49	1,121	4	60	3	248	5	217	28	14,085	-	-
Georgia	186	5,877	30	1,172	22	5,614	17	16,106	15	1,544	2	35
Hawaii	15	222	-	-	-	-	-	-	-	-	-	-
Idaho	58	821	8	151	2	116	-	-	-	-	2	46
Illinois	113	2,186	-	-	-	-	-	-	-	-	-	-
Indiana	54	1,095	8	206	8	3,042	5	1,996	-	-	-	-
Iowa	75	1,296	14	313	13	1,627	4	442	-	-	1	20
Kansas	161	3,085	22	488	1	31	1	34	-	-	-	-
Kentucky	132	3,542	-	-	17	2,662	7	4,109	-	-	-	-
Louisiana	15	376	-	-	-	-	-	-	-	-	-	-
Maine	-	-	-	-	-	-	-	-	-	-	-	-
Maryland	-	-	-	-	-	-	-	-	-	-	-	-
Massachusetts	-	-	-	-	-	-	-	-	-	-	-	-
Michigan	17	383	-	-	3	436	-	-	-	-	-	-
Minnesota	49	877	-	-	1	715	2	757	-	-	-	-
Mississippi	67	1,520	2	34	1	32	2	54	-	-	-	-
Missouri	254	7,076	25	735	6	453	9	666	-	-	-	-
Montana	46	632	17	358	1	72	-	-	-	-	-	-
Nebraska	84	2,149	7	182	8	479	1	35	-	-	-	-
Nevada	17	448	4	109	3	773	-	-	-	-	-	-
New Hampshire	2	21	-	-	-	-	-	-	-	-	-	-
New Jersey	31	794	5	159	6	1,159	5	989	12	1,213	-	-
New Mexico	12	253	4	147	9	2,948	6	777	-	-	-	-
New York	23	532	-	-	-	-	3	1,004	-	-	-	-
North Carolina	56	1,316	7	168	23	3,105	12	1,110	-	-	-	-
North Dakota	74	1,723	-	-	-	-	1	12	-	-	-	-
Ohio	217	3,693	32	866	16	3,647	9	2,047	-	-	-	-
Oklahoma	153	3,633	101	2,712	63	8,141	28	2,705	-	-	13	115
Oregon	9	196	1	48	-	-	-	-	-	-	-	-
Pennsylvania	55	1,153	-	-	-	-	-	-	-	-	-	-
Puerto Rico	100	3,040	4	223	1	147	8	392	-	-	-	-
Rhode Island	1	14	-	-	-	-	-	-	-	-	-	-
South Carolina	26	559	-	-	-	-	-	-	-	-	-	-
South Dakota	62	1,719	-	-	-	-	-	-	-	-	-	-
Tennessee	107	2,780	-	-	2	187	-	-	-	-	-	-
Texas	489	19,721	-	-	-	-	11	1,634	28	2,883	-	-
Utah	131	2,470	-	-	-	-	-	-	-	-	-	-
Vermont	-	-	-	-	-	-	-	-	-	-	-	-
Virgin Islands	-	-	-	-	-	-	-	-	-	-	-	-
Virginia	222	4,463	15	389	10	2,637	22	3,489	-	-	-	-
Washington	77	1,167	26	537	15	5,615	2	507	-	-	-	-
West Virginia	3	28	-	-	-	-	1	20	-	-	-	-
Wisconsin	96	1,677	7	154	-	-	-	-	-	-	1	5
Wyoming	22	364	5	86	-	-	-	-	-	-	-	-
Totals	4,150	102,297	397	10,545	306	61,063	200	41,948	88	20,443	22	233
Regular Membership	4,150	102,297										
Unlimited Membership Package	306	61,063										
Up to 25 Chapter Package	397	10,545										
Pilot 100% Middle Level Membership	200	41,948										
Urban Membership	88	20,443										
Postsecondary Membership	22	233										
Grand Total Membership	5,163	236,529										

FAMILY, CAREER AND COMMUNITY LEADERS OF AMERICA, INC.

Chapter Membership Type by State
Membership Period Ending May 31, 2022

STATE	Regular		Up to 25		Unlimited		Pilot 100% Middle Level		Urban		Post Secondary	
	Chapters	Members	Chapters	Members	Chapters	Members	Chapters	Members	Chapters	Members	Chapters	Members
Alabama	233	5,412	16	406	17	3,072	10	1,142	-	-	-	-
Alaska	-	-	-	-	1	28	-	-	-	-	-	-
American Samoa	-	-	-	-	-	-	-	-	-	-	-	-
Arizona	258	5,702	-	-	-	-	8	372	-	-	-	-
Arkansas	173	3,644	-	-	-	-	-	-	-	-	2	8
California	32	917	14	303	45	10,141	10	1,176	6	825	-	-
Colorado	91	1,786	-	-	-	-	1	37	-	-	-	-
Connecticut	11	163	-	-	-	-	-	-	-	-	-	-
District of Columbia	-	-	-	-	-	-	-	-	1	31	-	-
Delaware	6	63	1	15	-	-	4	83	-	-	-	-
Florida	50	918	-	-	-	-	2	64	37	15,688	-	-
Georgia	203	5,431	22	748	15	4,021	14	13,394	16	2,371	2	29
Hawaii	12	153	-	-	-	-	-	-	-	-	-	-
Idaho	62	932	4	84	1	51	-	-	-	-	2	25
Illinois	94	1,605	-	-	-	-	-	-	-	-	-	-
Indiana	56	1,012	7	174	7	2,499	5	1,141	-	-	-	-
Iowa	72	1,341	9	217	3	138	4	472	-	-	1	9
Kansas	162	3,092	20	478	1	112	3	65	-	-	1	1
Kentucky	122	2,929	-	-	14	1,699	5	2,176	-	-	-	-
Louisiana	12	320	-	-	-	-	-	-	-	-	-	-
Maine	-	-	-	-	-	-	-	-	-	-	-	-
Maryland	1	12	-	-	-	-	-	-	-	-	-	-
Massachusetts	-	-	-	-	-	-	-	-	-	-	-	-
Michigan	17	464	-	-	-	-	-	-	-	-	-	-
Minnesota	49	872	-	-	2	1,340	3	761	-	-	-	-
Mississippi	57	1,104	-	-	-	-	2	55	-	-	-	-
Missouri	263	6,232	20	547	6	593	4	191	-	-	-	-
Montana	59	916	-	-	-	-	-	-	-	-	-	-
Nebraska	84	2,120	8	215	6	406	-	-	-	-	-	-
Nevada	18	460	1	11	2	254	-	-	-	-	-	-
New Hampshire	4	31	-	-	-	-	-	-	-	-	-	-
New Jersey	33	850	4	111	1	614	3	807	10	909	-	-
New Mexico	8	119	4	94	11	2,664	1	161	-	-	-	-
New York	16	395	-	-	-	-	2	302	-	-	-	-
North Carolina	36	586	19	318	15	2,628	7	827	-	-	-	-
North Dakota	72	1,560	-	-	-	-	-	-	-	-	-	-
Ohio	239	3,888	24	526	17	2,155	10	2,004	-	-	-	-
Oklahoma	199	4,854	84	2,260	41	5,609	24	1,897	-	-	12	113
Oregon	11	204	-	-	-	-	-	-	-	-	-	-
Pennsylvania	53	992	-	-	-	-	2	47	-	-	-	-
Puerto Rico	50	1,406	3	86	1	105	3	158	-	-	-	-
Rhode Island	-	-	-	-	-	-	-	-	-	-	-	-
South Carolina	23	403	1	32	-	-	-	-	-	-	-	-
South Dakota	63	1,740	-	-	-	-	-	-	-	-	-	-
Tennessee	85	2,142	4	111	3	257	-	-	-	-	-	-
Texas	496	18,195	-	-	-	-	7	647	21	1,750	-	-
Utah	132	2,574	-	-	-	-	-	-	-	-	-	-
Vermont	-	-	-	-	-	-	-	-	-	-	-	-
Virgin Islands	1	11	-	-	-	-	-	-	-	-	-	-
Virginia	194	3,523	14	373	6	1,837	13	1,385	-	-	-	-
Washington	93	1,232	9	193	11	4,251	2	516	-	-	-	-
West Virginia	5	100	-	-	-	-	1	23	-	-	-	-
Wisconsin	97	1,613	-	-	-	-	-	-	-	-	-	-
Wyoming	27	354	4	72	-	-	-	-	-	-	-	-
Totals	4,134	94,372	292	7,374	226	44,474	150	29,903	91	21,574	20	185
Regular Membership	4,134	94,372										
Unlimited Membership Package	226	44,474										
Up to 25 Chapter Package	292	7,374										
Pilot 100% Middle Level Membership	150	29,903										
Urban Membership	91	21,574										
Postsecondary Membership	20	185										
Grand Total Membership	4,913	197,882										

FAMILY, CAREER AND COMMUNITY LEADERS OF AMERICA, INC.
State Ranking By Membership
Membership Period Ending May 31, 2023

RANK	STATE	# OF CHAPTERS	MEMBERS
1	Georgia	272	30,348
2	Texas	528	24,238
3	Oklahoma	358	17,306
4	Florida	89	15,731
5	California	97	15,641
6	Alabama	286	11,188
7	Virginia	269	10,978
8	Kentucky	156	10,313
9	Ohio	274	10,253
10	Missouri	294	8,930
11	Washington	120	7,826
12	Arkansas	264	6,798
13	Indiana	75	6,339
14	North Carolina	98	5,699
15	New Jersey	59	4,314
16	Arizona	187	4,309
17	New Mexico	31	4,125
18	Puerto Rico	113	3,802
19	Iowa	107	3,698
20	Kansas	185	3,638
21	Tennessee	109	2,967
22	Nebraska	100	2,845
23	Utah	131	2,470
24	Minnesota	52	2,349
25	Illinois	113	2,186
26	Colorado	100	1,943
27	Wisconsin	104	1,836
28	North Dakota	75	1,735
29	South Dakota	62	1,719
30	Mississippi	72	1,640
31	New York	26	1,536
32	Nevada	24	1,330
33	Pennsylvania	55	1,153
34	Idaho	70	1,134
35	Montana	64	1,062
36	Michigan	20	819
37	South Carolina	26	559
38	Wyoming	27	450
39	Louisiana	15	376
40	Oregon	10	244
41	Connecticut	15	242
42	Hawaii	15	222
43	Delaware	8	143
44	West Virginia	4	48
45	New Hampshire	2	21
46	Rhode Island	1	14
47	American Samoa	1	12
Totals		5,163	236,529