

# Family and Consumer Sciences Department

## “Buying, Selling, Profits” Project

### **Directions:**

You are opening a clothing store. You are at the Abercrombie and Fitch Warehouse to shop for items for your store.

Shop these pages for items you would like to place in your store. There are required to items you must buy. Pick out the required items first, then if you have money left to spend, shop some more from the pages provided.

Your budget is \$5,000.00. Be sure you keep track of your expense and spend all of your money without going over. Tally up how much it will cost you.

Your next step is to decide how much you will have to charge customers in order to make a 60% profit on each item. (Math needed).

You will also include a floor plan sketch and name of your store.

Last step is to complete the customer section of this project. This is where your store is open for business and you are selling items, charging correct amounts and counting back change to your customers. Again, you will use math!

Do your own work! Good luck!

## Step 1:

You will need to buy the following items:

**SHIRTS:** You will need to purchase a combination of 30 shirts. Your choice on which ones and how many of each.

**PANTS:** You will need to purchase 30 pairs of jeans. Your choice on which style and how many of that style you want.

**JACKETS AND HOODIES:** You will purchase 15 items from this category. You may decide which styles, but you must have 8 coats and 7 hoodies.

**SWEATERS:** You need to purchase 5 sweater styles from this page. You may decide how many sweaters you want to buy, you are required to have five different styles.

**SHORTS:** You will purchase 7 styles of shorts and purchase 20 pairs. You will decide which styles and how many of each style you want.

**SHOES:** You are required to purchase four styles of flip flops and 4 styles of other shoes. Order as many pairs of these as you want...just pick our four flip flops and 4 other styles.

**ACCESSORIES/BAGS:** You have a free choice to pick out how many and which styles you want on these two pages.

## Step 2:

In order to pay your labor costs, utilities, and rent, you must make a profit on the items you have just purchased. In order to do that, you will need to calculate a 60% markup on the clothes you have just purchased. On a piece of notebook paper, you will need to show the items you have purchased and how much it will cost your customers after you have made adjustments to the prices. Do this for each item you have purchased.

On your paper, create a chart and use this format:

Item Letter ID	My Cost	60% Markup	Customer Price

### STEP 3:

You now have everything priced, your store is stocked and ready to go. Now you have customers coming in the door and shopping! Here are some scenarios for you to calculate shopping totals for your customers. It will also help you count back change. On a piece of notebook paper, you will need to number these scenarios and show your work.

Scenario	Description	Answer
(1).	Customer buys 1 shirt, 1 pair of jeans, and 1 pair of shoes. You pick which ones. Figure how much their total will be. There is a 8% Sales Tax on their total. What is their total?	
(2).	Customer purchases one hoodie and two sweaters from you. There is a 8% sales tax. Figure how much their total sales tax? What will be their grand total ?	
(3).	Customer wants to buy one pair of shorts and 1 summer shirt. They also need a pair of flip flops. Pick out an outfit and then total up their amount. Charge 8% sales tax. How much sales tax did they pay? How much will their grand total be?	
(4).	A man comes into the store and needs three pairs of jeans and three shirts. Pick out the items he wants and tally it up. What is the subtotal before taxes? Charge 8% sales tax. What is the amount of tax he will pay? What will be his grand total?	
(5).	You are running a 30% off sale. A lady comes into the store and buys a pair of boots and a heavy coat. What is her subtotal? Give her the 30% off. How much money did the 30% off save her? Figure the 8% sales tax. Now figure what her grand total will be after the discount is given.	

# Abercrombie & Fitch Shirts

A.



Your Cost: 21.50

B.



Your Cost: 15.99

C.



Your Cost: 21.50

D.



Your Cost: 12.95

E.



Your Cost: 14.99

F.



Your Cost 12.00

G.



Your Cost 12.00

H.



Your Cost 13.95

# Abercrombie & Fitch Shirts

I.



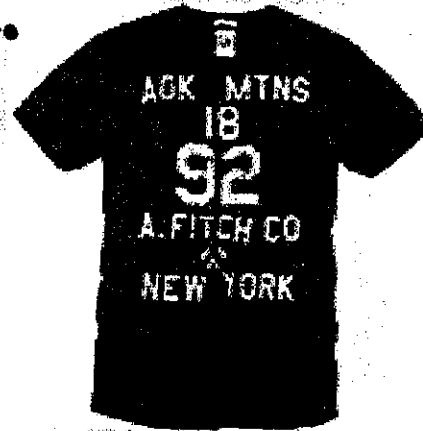
Your Cost 13.85

J.



Your Cost 12.59

K.



Your Cost 13.00

L.




Your Cost 12.99

M.



Your Cost 14.50

N.



Your Cost 12.95

O.



Your Cost 14.99

P.



Your Cost 13.85

# Abercrombie & Fitch Pants

A. Your Cost 25.95



B. Your Cost 25.95




C. Your Cost 25.95



D. Your Cost 24.99



Your Cost 23.99



Your Cost 24.99



Your Cost 23.99



Your Cost 24.99